

It seems the market may have second thoughts about the acceleration of the hawkish Fed policy. Following Wednesday's FOMC statement and Powell's press conference, the market was enamored with a step toward more hawkish Fed policy. Thursday's action paints quite a different picture. The high growth Nasdaq and FAANG stocks led the way lower. Cyclical/value stocks held up much better. The tech-laden Nasdaq was down over 2.5%, while the cyclical-heavy Dow was down less than .10%. The heat map below shows the large dispersion between stocks and sectors.



[dmc]

What To Watch Today

Economy

- No notable reports scheduled for release

Earnings

- 7:00 a.m. ET: **Darden Restaurants (DRI)** to report adjusted earnings of \$1.44 on revenue of \$2.23 billion

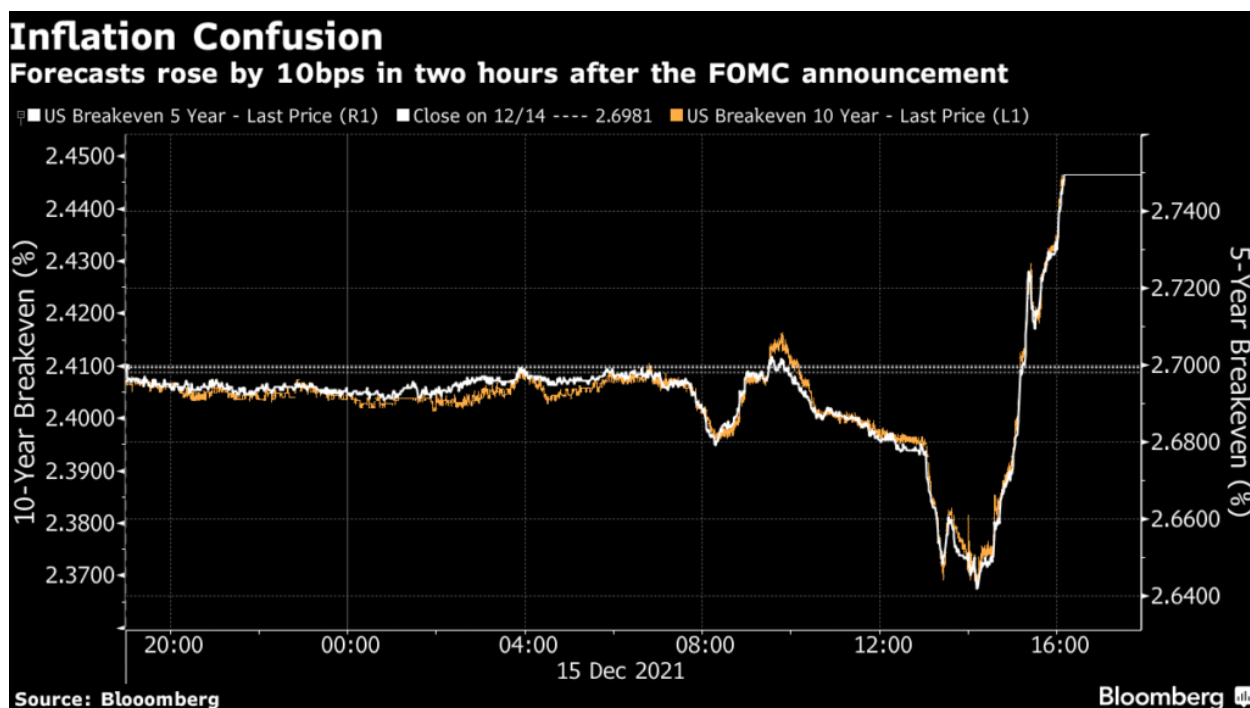
Politics

- **Treasury Secretary Janet Yellen** will preside over a meeting of the **Financial Stability Oversight Council** beginning at 11 a.m. ET. The event, which will be [livestreamed](#), is set to touch on issues ranging from climate-related financial risk, the LIBOR transition, SEC

rulemaking, and cryptocurrencies.

Inflation Expectations Help Us Decipher The Market

Stocks rallied on Wednesday despite more hawkish tones and projections from Jerome Powell and the Fed. What gives? The Bloomberg chart below shows that inflation expectations rose in the hours after the Fed decision. Such action jibes with the stock market rally. Essentially, the "markets" gut reaction is the Fed is moving too slow to fight inflation. We remind you, excessive Fed monetary action and the associated liquidity best explain today's historical valuations. **If the Fed drags its feet in removing such policy, the party may continue. However, higher inflation tends to result in lower valuation multiples.**



Barron's Top Stock Picks For 2022

Barron's just recently put out their list of their top 10 stock picks for next year. Interestingly, with the exception of Amazon (AMZN) their list definitely tilts to "*value*" over "*growth*." However, while we don't necessarily agree with all of these picks (i.e. IBM/HTZ), it will be interesting to see if value finally makes a return amidst tighter monetary policy.

Barron's Stock Picks for 2022

We have identified these 10 as among the best candidates to outperform the market next year.

Company / Ticker	Recent Price	YTD Change	2021E EPS	2022E EPS
Amazon.com / AMZN	\$3,377.42	4%	\$41.11	\$51.37
AT&T / T	23.71	-18	3.38	3.17
Berkshire Hathaway / BRK.A	454,550.00	31	17,466.30	18,928.50
General Motors / GM	58.39	40	6.73	6.93
Hertz Global Holdings / HTZ	21.01	-22*	4.02	2.55
IBM / IBM	125.93	5	10.05	11.04
Johnson & Johnson / JNJ	173.01	10	9.83	10.38
Nordstrom / JWN**	20.05	-36	1.27	1.99
Royal Dutch Shell / RDS.B	42.82	27	4.86	6.19
Visa / V***	214.37	-2	5.91A	7.04

*Since July 1. **Estimates for Jan. 2022 and Jan. 2023 fiscal year ends. ***Sept. fiscal year end. E=estimate. A=actual.

Source: FactSet

Adobe (ADBE) Earnings

[ADBE](#) reported GAAP EPS of \$2.57, which narrowly beat the consensus estimate of \$2.53. Revenue of \$4.11B (+20.2% YoY) also slightly exceeded expectations of \$4.09B thanks to 21% YoY growth in the Digital Media segment. Management guided to first-quarter revenue of \$4.23B versus analysts consensus of \$4.34B. Furthermore, they guided Q1 adjusted EPS below consensus at \$3.35 versus \$3.39 expected. Finally, management gave conservative guidance for FY22, with revenue at \$17.9B (\$18.2B consensus) and adjusted EPS at \$13.70 (\$14.24 consensus). The stock is selling off in light of the guidance, but analyst Kirk Materne [reminds us](#) that ADBE usually issues conservative guidance to start the year. We own a 3% position in the Equity Model.



Chart Analysis	Key Stats	Analyst	Technical	Peer Fundamentals	Peer Performance	News	Dividend	Earnings
20 Analyst Consensus								
<div><div>90%</div><div>Overall Rating Strong Buy</div></div>			<div><div>Buy</div><div>Hold</div><div>Sell</div></div> <div><div></div><div></div><div></div></div> <div><div>18</div><div>2</div><div>0</div></div>					
Offering Target Price			High Estimate			Low Estimate		
\$658.37 (16.30%)			\$764.00			\$575.00		
Rating and Reviews								
Analyst Name	Firm	Price Target	Position	Title			Date	
Rick Munarriz	Motley Fool		Buy	3 Top Stocks to Buy in September			2021-09-07	
Geoff Considine	Seeking Alpha		Buy	Adobe Is A Wonderful Company At A High Price			2021-08-27	
Monplanet Capital Management	Seeking Alpha		Buy	With The Same Credit Conditions, Adobe Could Shine Like Never Before			2021-08-10	
Trevor Jennewine	Motley Fool		Buy	2 Unstoppable Growth Stocks to Buy Right Now			2021-07-30	
Nikolaos Sismanis	TipRanks Contributors		Buy	Adobe: A Free Cash Flow Beast, But With Squeezed Upside			2021-07-26	
Paul Franke	Seeking Alpha		Sell	Adobe Is Too Expensive Vs. 15% Business Growth			2021-07-25	
Royston Yang	Seeking Alpha		Buy	3 Stocks I'll Hold Forever			2021-07-14	
Zacks Equity Research	Zacks Equity Research		Buy	Why Adobe Systems (ADBE) is a Top Stock for the Long-Term			2021-07-14	
Edward Sheldon	Seeking Alpha		Buy	2 shares I want to buy in the next stock market crash			2021-07-10	
Nicholas Rossolillo	Motley Fool		Buy	3 Reasons Why Adobe Stock Is Dirt Cheap Right Now			2021-07-01	

The Pressure On The Fed Mounts

Kevin Warsh takes aim at the Fed in yet another scathing editorial from an ex-Fed president. In his editorial, [The Fed is the Main Inflation Culprit](#) he blames excessive Fed policy for runaway inflation. Kevin seems to think the recent hawkish Fed policy shift is not hawkish enough. To wit:

"Stopping QE altogether?even a few quarters ago?would have kept a lid on inflation and allowed a more measured path of rate increases. The Fed now has fewer degrees of freedom to keep the economy out of harm's way. If the Fed doesn't act with due speed and skill, inflation?the most regressive tax of all?will do further harm, particularly to the least well-off. If the central bank lurches into a significant, unexpected rate-rising cycle, the same hardworking Americans will bear the brunt of an economic slowdown."

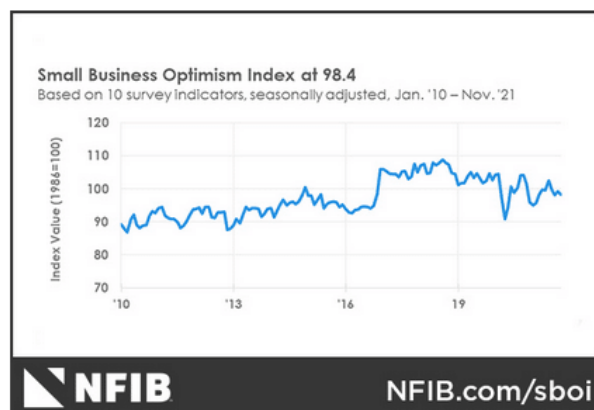

So why should investors care? The term financial stability is Fed-speak for stable to rising asset prices. Kevin warns, *"If price stability is squandered, financial stability is put at risk."* In June we wrote [Two Pins Threatening Multiple Asset Bubbles- Part 2](#). We suggest giving it a quick read to appreciate better "financial stability."

Further consider the Fed's Financial Stability Report released in May, warns *"asset prices may be vulnerable to significant declines should risk appetites fall."* Since then, the S&P is another 10% higher, making the potential instability even greater.

Small Businesses Are Not Confident

The latest NFIB Small Business survey offers a warning that small businesses are not very confident about their respective business outlooks. Per the [report](#): *"As the end of the year nears, the outlook for business conditions is not encouraging to small business owners as lawmakers propose additional mandates and tax increases," said NFIB Chief Economist Bill Dunkelberg. "Owners are also pessimistic as many continue managing challenges like rampant inflation and supply chain disruptions that are impacting their businesses right now."*

One of the survey's Key Findings includes: Owners expecting better business conditions over the next six months decreased one point to a net negative 38%, **tied for the 48-year record low reading**. This indicator has declined 18 points over the past four months to its lowest reading since November 2012.



The following graph compares the Russell 2000 (small cap index) versus the large-cap S&P 500. The problems facing small businesses are also facing smaller companies. This point is not lost on investors. IWM, the Russell 2000 ETF, has been flat since February, with returns of less than half of the S&P 500.



Please [subscribe to the daily commentary](#) to receive these updates every morning before the opening bell.